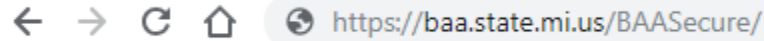
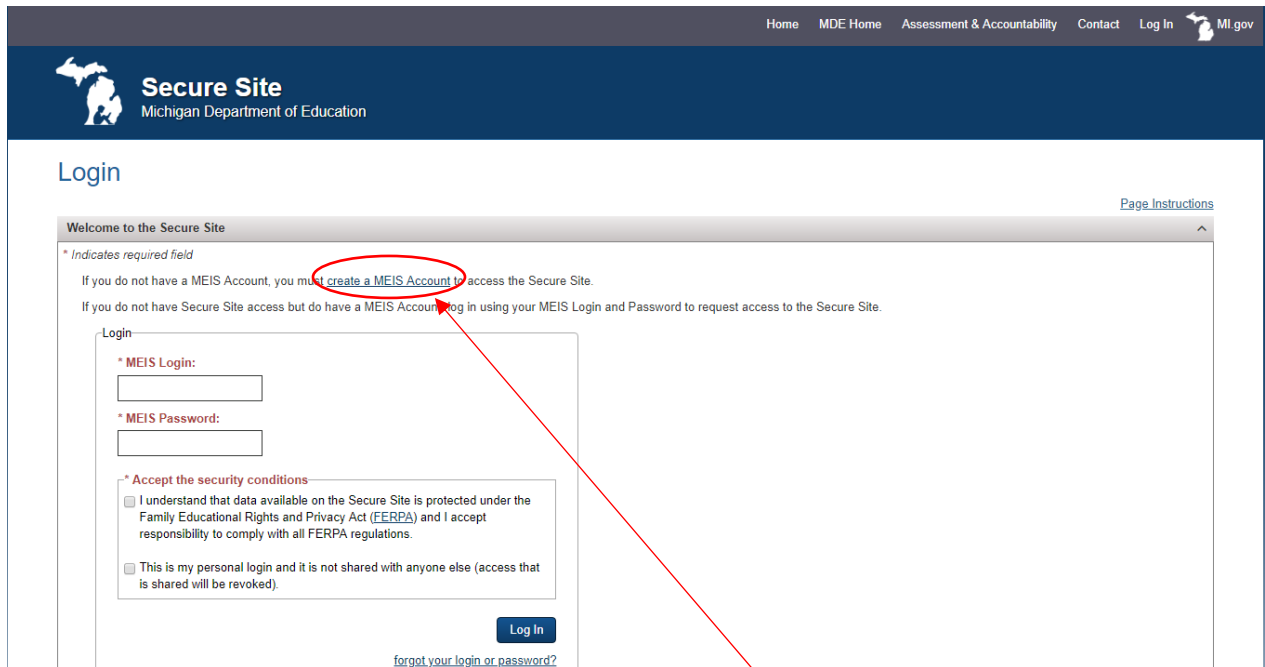


## MDE Secure Site for SAT– Downloading the SAT Student Data File

1. Go to the [Michigan Department of Education Secure Site](https://baa.state.mi.us/BAASecure/).



2. You will need to login using your MEIS login information and accept the security conditions.



Welcome to the Secure Site

\* Indicates required field

If you do not have a MEIS Account, you must **create a MEIS Account** to access the Secure Site.

If you do not have Secure Site access but do have a MEIS Account, log in using your MEIS Login and Password to request access to the Secure Site.

Login

\* MEIS Login:

\* MEIS Password:

\* Accept the security conditions

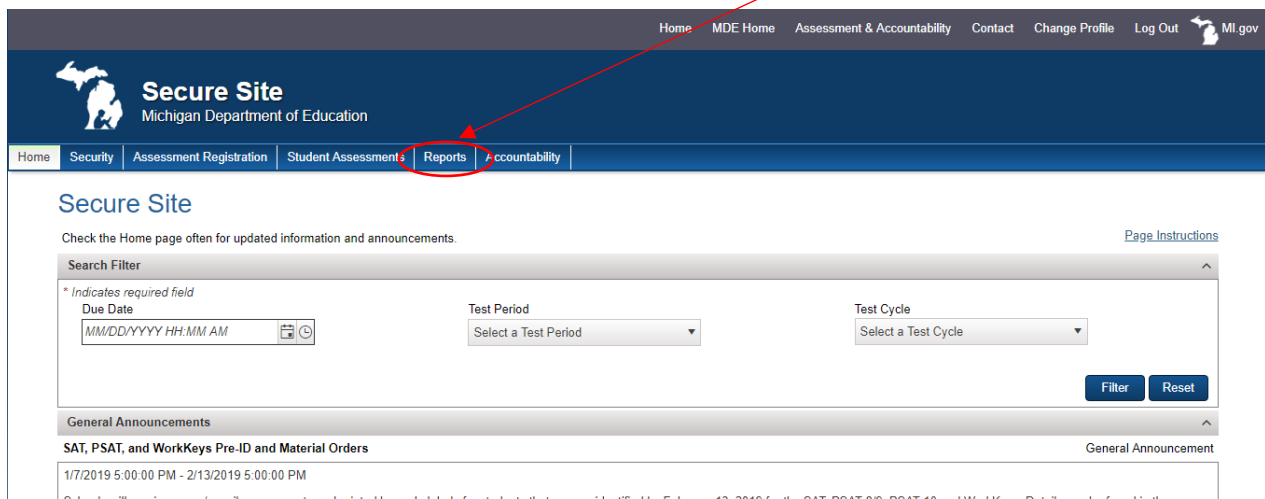
I understand that data available on the Secure Site is protected under the Family Educational Rights and Privacy Act (FERPA) and I accept responsibility to comply with all FERPA regulations.

This is my personal login and it is not shared with anyone else (access that is shared will be revoked).

Log In

[forgot your login or password?](#)

- a. If you don't have a MEIS account there is a link on the website which will explain how to create one and how to gain access to your school and/or district.
3. Once you are logged in, you should see tabs at the top including the Reports tab.



Home MDE Home Assessment & Accountability Contact Change Profile Log Out MI.gov

Secure Site Michigan Department of Education

Home Security Assessment Registration Student Assessments **Reports** Accountability

Secure Site

Check the Home page often for updated information and announcements.

Search Filter

\* Indicates required field

Due Date: MM/DD/YYYY HH:MM AM

Test Period: Select a Test Period

Test Cycle: Select a Test Cycle

Filter Reset

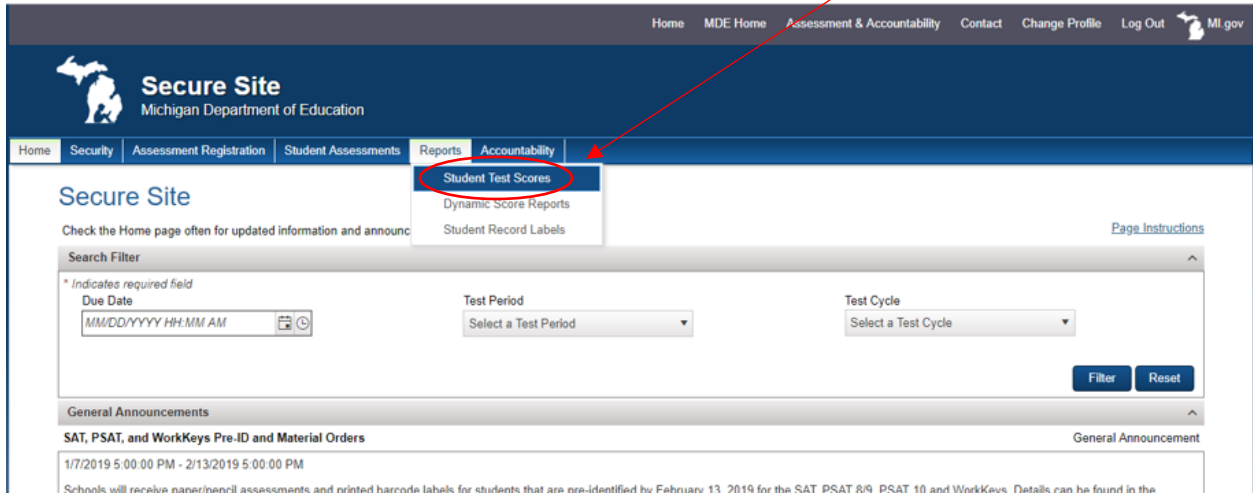
General Announcements

SAT, PSAT, and WorkKeys Pre-ID and Material Orders

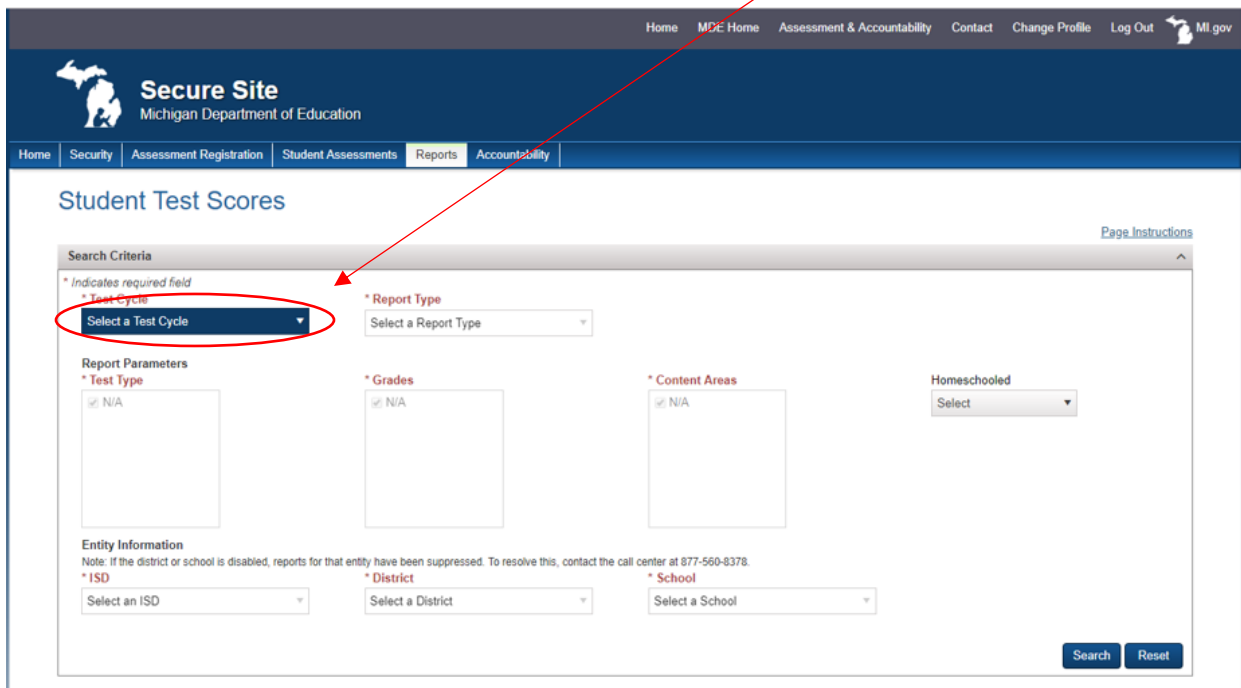
1/7/2019 5:00:00 PM - 2/13/2019 5:00:00 PM

- a. If you do not see the reports tab, your school or district will need to adjust your site access.

4. Under reports, you will want to select Student Test Scores.



5. From there you will select the most current test cycle.



6. Under the report type, select the Student Data File.

Secure Site  
Michigan Department of Education

Home Security Assessment Registration Student Assessments **Reports** Accountability

### Student Test Scores

[Page Instructions](#)

**Search Criteria**

\* Indicates required field

\* Test Cycle  
Spring 2016 SAT

\* Report Type  
Select a Report Type  
Student Data File

\* Test Type  
N/A

\* Content Areas  
N/A

Homeschooled  
Select

Entity Information

a. You can adjust the grades selected if needed.

Secure Site  
Michigan Department of Education

Home Security Assessment Registration Student Assessments **Reports** Accountability

### Student Test Scores

[Page Instructions](#)

**Search Criteria**

\* Indicates required field

\* Test Cycle  
Spring 2016 SAT

\* Report Type  
Student Data File

\* Test Type  
N/A

\* Grades  
 All  
 Grade 11  
 Grade 12

\* Content Areas  
N/A

Homeschooled  
Select

Entity Information  
Note: If the district or school is disabled, reports for that entity have been suppressed. To resolve this, contact the call center at 877-660-8378.

\* ISD  
Select an ISD

\* District  
Select a District

\* School  
Select a School

Report Descriptions  
[Student Data File Format.SAT](#) (modified on 7/2018)

Search Reset

7. Under school, select the District Summary Report.

- a. This will include all students who took SAT within the district for all of the tested grade level.
- b. If you only want the student data file for a certain school then you would select that school from the list.

- c. Select the search option at the bottom, the student data file should start downloading.
- d. Open the file and make sure I save it somewhere I can easily find.