

Striking a Balance: The Essential Components of Safe Schools

MASA 2023 School Safety Summit
May 2023



1

Today's discussion

- Overview of Michigan State Police (MSP) Office of School Safety (OSS)
- Current Issues in the School Safety Arena
- Statutory Requirements for Schools
- Questions



2

2

Who we are and what we do...

HOUSED WITHIN THE MICHIGAN STATE POLICE GRANTS AND COMMUNITY SERVICES DIVISION

FOCUS ON STUDENT SAFETY EFFORTS FOR K-12 SCHOOLS

BUILDING BRIDGES BETWEEN LAW ENFORCEMENT AND SCHOOLS

RAISING AWARENESS OF STATE STATUTES AND BEST PRACTICES

DELIVERING QUALITY TRAINING AND BUILDING CAPACITY


SERVING AS A RESOURCE/ADMINISTERING GRANTS

3

3

Final Recommendations of the School Safety Task Force


These recommendations came from the school safety task force of 2018. The report included 29 recommendations for structural and policy changes and improvements.



Conduct	Conduct physical security assessments
Implement	Implement interior and exterior security measures, Emergency Operations Planning (EOP) training, student behavioral health screenings
Meet	Meet state compliance requirements
Integrate	Integrate state guidance regarding emergency drills, definitions of terms, and threats of violence
Define	Define the roles of safety personnel in schools
Adopt	Adopt the OK2SAY program, update technology, incorporate presentations
Increase	Increase training for safety and security staff, increase collaboration among public health experts and educators

4

4



Final Recommendations: Progress Update

A report is made quarterly to the School Safety Commission on the status of the recommendations.

- 52% of the recommendations are in-progress (developing EOPs, drill language, standard language, training for school and safety personnel, threat assessment training)
- 24% of the recommendations are on-going (improving physical security, minimum internal and external security requirements, OK2SAY presentations)
- 24% are completed (establish confidential status to OK2SAY, improve app, website and text platform for OK2SAY, define 3 tiers of roles in school for safety and security, offer continuing ed credits for educators and LE)

5

5

Key Programs/Projects

- Administering state grant opportunities
- Mi-BTAM
- OK2SAY
- Training for SROs
- EOP update



6

6



Competitive School Safety Grants



- Five years of funding dating back to 2015; total of \$66 million
- Re-allocated in 2020 due to pandemic
- Dedicated to facility hardening
- Determinations made by multi-disciplinary panel

7

7

School Resource Officer Grant Program

- \$25 million allocation in FY 2023 in state school aid act
- \$45 million in applications
- Goal to increase the number of SROs
- 50 percent cash match required
- MCOLES certified
- Funding decisions made by multi-disciplinary panel

8


8

MSP Mi-BTAM project


Supported by two federal grants administered by the U.S. Department of Justice, Bureau of Justice Assistance

Based on the U.S. Secret Service National Threat Assessment (NTAC) Model


Partnering with SIGMA/Ontic delivering training at three levels: Basic, Advanced and Train the Trainer



What is Behavioral Threat Assessment and Management (BTAM) ?




Behavioral Threat Assessment and Management (BTAM) is the systematic process of investigating and assessing concerning behaviors. The primary goal of BTAM is to evaluate the **difference between making a threat and posing a threat** to a school community and then to build a management plan that supports the safety of the entire community.





Eight-steps to establishing a quality BTAM process

1. Establish a multi-disciplinary threat assessment team
2. Define prohibited and concerning behaviors
3. Develop a central reporting mechanism
4. Determine threshold for law enforcement intervention
5. Establish assessment procedures
6. Develop risk management options
7. Create and promote a safe school climate
8. Conduct training for all stakeholders



11

11

MSP Mi-BTAM project

Goal:

To increase the state's capacity for threat assessment as a preventative strategy to violence in Michigan schools

Impact:

- 27 trainings hosted to date (wait list for nearly every session)
- 3,000 registrants
- 200 schools, school districts and ISDs
- 45 law enforcement agencies
- 13 community partners
- 100 school and law enforcement professionals trained



12

12

OK2SAY

- Confidential reporting system
- Available 24-7-365
- OK2SAY is available state-wide for public and private schools in Michigan.
- Specially trained technicians receive the tips and filter the information to the appropriate agency to provide a timely and effective response
- Biannually, update the school official's emergency after-hours contact information
- Complete an Outcome Report for each tip your school receives
- Order free promotional material
- Sign up for a presentation

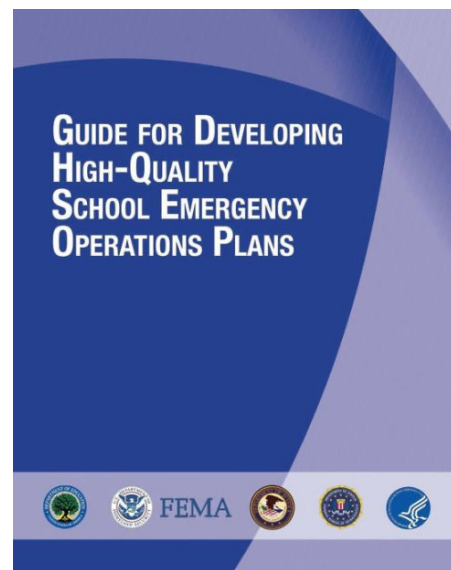


13

13

Emergency Operations Plans

- First template developed in 2014
- Investing in updating Michigan-specific guidance
- All-hazards
- Quick action guides
- Working group comprised of school personnel, law enforcement, emergency management, fire, mental health
- Available on multiple platforms



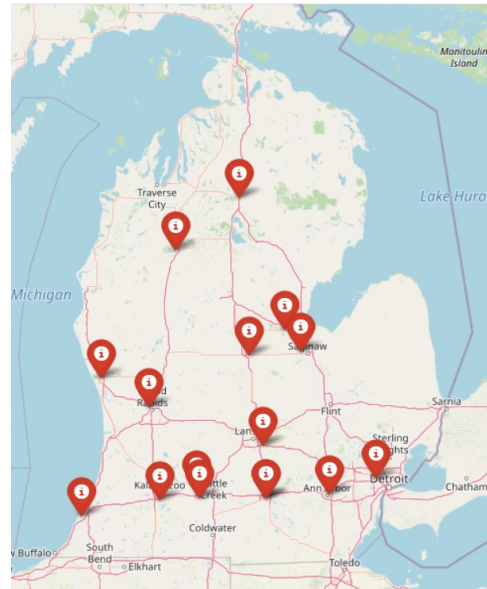
14

14

Michigan Schools Subjected to SWATting

In February, several school districts in Michigan were subjected to “swatting” calls, falsely warning of the presence of an active shooter.

- The practice of swatting is a form of harassment to deceive an emergency service provider into sending a police and emergency service response team to a specific location.
- The practice is disruptive and wastes valuable law enforcement and school resources.
- If you become aware of any incidents in your jurisdiction, please pass this information to the MIOC so that it can be tracked.



What to do if incidents occur in your jurisdiction?



1. Contact law enforcement in your jurisdiction.
2. Pass the information on to the MIOC so it can be tracked.

A screenshot of the Michigan State Police online reporting form. The header features the Michigan State Police logo and the text "MICHIGAN STATE POLICE". Below the header, it says "Michigan State Police - Suspicious Activity Report". A warning icon is in the top right corner. The main body of the form contains instructions: "To report a suspicious incident or unusual activity, please provide as much detailed information to assist the investigation of the reported activity." and a note: "**If the activity requires immediate police response, contact your local law enforcement agency by dialing 9-1-1.**" The form fields include "Incident Date/Time" with sub-fields for "Event Date:" and "Event Time:", and a "Timezone: EDT (-04:00)" dropdown menu.


What to do about swatting

Review	<ul style="list-style-type: none"> Review Emergency Operations Plans (EOPs) with staff, including the specific roles and responsibilities of members of the crisis response team. Conduct drills and practice. Review the reunification process including site size and pickup procedures.
Verify	<ul style="list-style-type: none"> Verify appropriate personnel are identified and trained to work with and be a member of Unified Incident Command.
Identify	<ul style="list-style-type: none"> Identify predetermined locations with local emergency responders to serve as Incident Command posts.
Conduct	<ul style="list-style-type: none"> Conduct emergency drills with students and staff as required by Public Act 12 of 2014.
Discuss	<ul style="list-style-type: none"> Discuss plans with district transportation officials if bussing is necessary to help evacuate students and staff.
Engage	<ul style="list-style-type: none"> Engage in after-action discussions with staff, students, parents/guardians, and emergency responders to identify the effectiveness of the EOP and everyone's understanding of its implementation.

17

Compliance with state statutes

- Designate school safety liaison
- Complete incident reports
- Engage with OK2SAY
- Certify EOPs in MEGS
- Conduct drills with fidelity



18

Discussion/Questions

